

ZOOMLION

**NEW** TELEHANDLER

**ZTH2506**



**FEATURES**

**Standard**

- ▶ Horn
- ▶ Reversing buzzer
- ▶ Flashing beacon
- ▶ Electro-hydraulic proportional control
- ▶ Emergency stop system
- ▶ Work light
- ▶ 10.1in color display
- ▶ Automatic leveling fork
- ▶ Frame leveling
- ▶ Inching (hydrostatic only)
- ▶ RAS system
- ▶ Heating and cooling air condition
- ▶ Fault diagnosis
- ▶ USB port
- ▶ Bluetooth
- ▶ Radio
- ▶ Blowback fan
- ▶ Auxiliary power
- ▶ Door monitoring system
- ▶ Seat occupied monitoring system

**Option**

- ▶ Quick connect hydraulic bolt function
- ▶ Reversing camera
- ▶ Remote screen projection
- ▶ Click-to-retract
- ▶ XY axis action
- ▶ Position memory
- ▶ Remote control
- ▶ Cold start pack
- ▶ ECO mode

**Optional attachments**

- ▶ Floating fork
- ▶ Bucket
- ▶ Pitch-fork
- ▶ Round clasp
- ▶ Crane boom (with winch)
- ▶ Platform
- ▶ Hydraulic winch
- ▶ Single hook
- ▶ Vacuum cup

**HIGHLIGHTS**

- ▶ Strong power chassis with excellent driving performance and off-road capacity
- ▶ 4×4 drive system, front and rear driving axle with antislip differential gear for great traction force and escape ability
- ▶ Hydraulic cylinder driven extension system for smooth movement, strong capacity and large work envelope
- ▶ 10.1-inch display screen integrates monitoring, control and entertainment, with a good human-computer interaction experience
- ▶ Standard floating fork and optional platform, bucket, boom and other attachments meet the diverse needs of customers

**ACCESS WITH ZOOMLION GREEN**

Phone: 0086(731)-88353680 0086(731)-88250971  
E-mail: awp@zoomlion.com

Add: 701 Xulong Nan Lu, Xiangjiang New District, Changsha Hunan, China  
Web: www.zoomlion-access.com

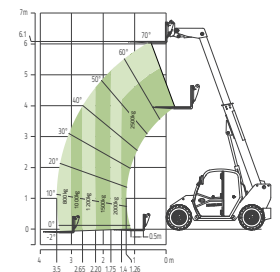
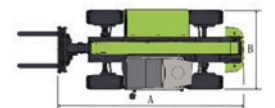


# MAIN SPECS OF TELEHANDLER

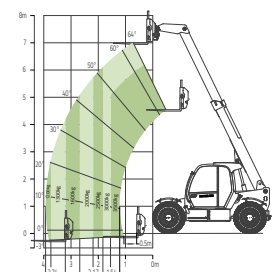
## ZTH2506

Comply with CE Standard

Model	ZTH2506		ZTH3507		ZTH3513	
	Metric	Imperial	Metric	Imperial	Metric	Imperial
<b>Size</b>						
A Overall length	4.01m	13ft 2in	4.79m	15ft 8in	5.84m	19ft 2in
B Overall width	1.83m	6ft	2.25m	7ft 4in	2.28m	7ft 6in
C Overall height	1.95m	6ft 5in	2.49m	8ft 2in	2.55m	8ft 5in
F Wheelbase	2.35m	7ft 8in	2.98m	9ft 9in	3.07m	10ft 1in
G Min ground clearance	0.3m	1ft	0.44m	1ft 5in	0.42m	1ft 4in
<b>Performance</b>						
Rated capacity	2500kg	5510lb	3500kg	7716lb	3500kg	7716lb
Max lift height	6.1m	20ft	7m	22ft 11in	12.7m	41ft 8in
Lift capacity at max height	2000kg	4410lb	3500kg	7716lb	3500kg	7716lb
Max forward reach	3.5m	11ft 6in	3.91m	12ft 10in	8.73m	28ft 7in
Lift capacity at max reach	800kg	1760lb	1200kg	2646lb	1000kg	2204lb
Weight	5000kg	11010lb	7290kg	16071lb	9880kg	21781lb
Max traction force	73.25kN	16467lb	76kN	17085lb	82kN	18434lb
Frame leveling angle	/		/		±10°	
Turning radius - outside	3.38m	11ft 1in	3.86m	12ft 8in	3.8m	12ft 6in
<b>Power</b>						
Engine	KUBOTA V3307-CR-TE5		WEICHAH WP4.1		Cummins QSF 3.8 L	
Rated power	55.4kw	74.3Hp	74kw	99Hp	74kw 55KW(EU )	99.2Hp 74Hp
Max torque	265Nm	195lb*ft	420Nm	310lb*ft	420Nm	310lb*ft
Cylinder	4		4		4	
Displacement	3310ml	0.73gal	4088ml	1.08gal	3760ml	0.99gal
Transmission	Hydrodynamic		Hydrodynamic		Hydrodynamic	
Max drive speed	27km/h	17mph	33.8km/h	21.75mph	35km/h	21.75mph
Steering	2WS/4WS/Crab		2WS/4WS/Crab		2WS/4WS/Crab	
<b>Tire</b>						
Type	12.00-16.5-12PR		400/70R24		400/70R24	
<b>Hydraulic</b>						
Implement pump	Gear pump		Gear pump		Piston pump	
Hydraulic flow - pressure	88L/min -270bar	23.3gal/min -270bar	110L/min -270bar	29gal/min -270bar	132L/min -270bar	34.87gal/min -270bar
<b>Tank</b>						
Hydraulic tank capacity	100L	26.4gal	140L	37gal	140L	37gal
Fuel tank capacity	65L	17gal	145L	38.3gal	145L	38.3gal
<b>Fork</b>						
Fork size	1220mm× 122mm×45mm	4ft×4.8in× 1.77in	1220mm× 122mm×50mm	4ft×4.8in× 1.968in	1220mm× 122mm×50mm	4ft×4.8in× 1.968in
Fork rotary	132°		147°		126°	
<b>Working speed</b>						
Boom up/down	7.9/5.2s		7.04/5.04s		10.2/8s	
Boom extend/retract	5.7/4.5s		7.82/5.55s		12.7/8s	
Fork lift	3.5s		5s		4.6s	
Fork retract	3.5s		4s		4s	



Range of Motion ZTH2506



Range of Motion ZTH3507

